

**2024-10-22\_Bill Wiesner Leelanau County Public Comment Handout @ LC-BOC Committee Meeting**

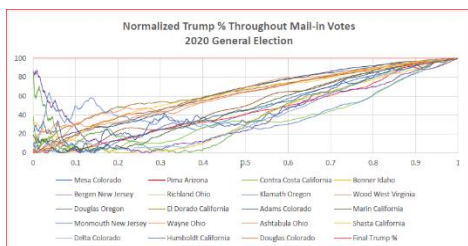
**Topic #1: Three Election Integrity questions for LC Clerk Michelle Crocker**

October 22, 2024

Hi Leelanau County Clerk Michelle Crocker:

These are questions that I have asked of you verbally in several county meetings regarding Leelanau County Election Security. I am now presenting them again in written format:

- At the September 18<sup>th</sup> Election Procedures Class that you held in Northport I asked you how your Dominion contact vendor (Election Source, for all Dominion-related questions) explains the unnatural graphs produced from the **Cast Vote Records (CVRs)** in 80% (168 of 202) of the counties in 10 states in America. You said that you would “follow up” and that I should stop by the office to see how her Election Source contacts explain the unnatural and seemingly corrupt and manipulated (by algorithm) data that the CVRs validate. How did your Election Source vendor explain these graphs? (See my 20-page handout with hot links from the October 8<sup>th</sup> Regular Board Meeting for more information HERE: [https://leelanau.gov/downloads/pc\\_b\\_wiesner\\_10082024.pdf](https://leelanau.gov/downloads/pc_b_wiesner_10082024.pdf))



- How do your Election Source Vendor contacts explain that both their **Chief Operating Officer and Vice President** admitted during a Mark Cook Election Integrity Presentation on August 29, 2024, in Barry County Michigan that the **Dominion Voting Systems have a “back door”** to them? See Bill Wiesner’s 8-page article HERE:



[https://leelanau.gov/downloads/20240910 mark cook 7min election source president vp otter ai 1 hl 02.pdf](https://leelanau.gov/downloads/20240910_mark_cook_7min_election_source_president_vp_otter_ai_1_hl_02.pdf)  
 And see Mark Cook’s report HERE:  
<https://handcountroadshow.org/events/barry-county-mi/>

- How do you explain the **2020 Election for the Michigan Supreme Court candidates** in both Antrim (34% or 42%) **unexpected delta swing** in Antrim County, and the 34% unexpected delta swing in Leelanau County?

(Bill Wiesner compared 2020 to the previous five elections from 2010 to 2018. See that 2-page handout RED FLAGS handout HERE:)

[https://tcfamily.org/wp-content/uploads/2022/09/PC-13\\_RED-FLAGS-Local-Voting-Machine-Fraud\\_03-1.pdf](https://tcfamily.org/wp-content/uploads/2022/09/PC-13_RED-FLAGS-Local-Voting-Machine-Fraud_03-1.pdf)

(Jeff Lenberg’s 32-page transcription RED FLAGS!’ handout HERE:)

[https://tcfamily.org/wp-content/uploads/2022/09/PC-11\\_Computer-Expert-Jeff-Lenberg\\_MI-SC-3.pdf](https://tcfamily.org/wp-content/uploads/2022/09/PC-11_Computer-Expert-Jeff-Lenberg_MI-SC-3.pdf)

[SC-3.pdf](#)

Thank you for your assistance in this vital matter of Leelanau County’s (and all other 3,142 counties in America) Election Security.

Sincerely,

Bill Wiesner / Leelanau County Resident &  
 www.TCFamily.org Founder  
 (231) 313-6805

**Topic #2: 100% Proof of Election Fraud**

**2024-10-14-CDP-Ed Solomon**

***100% Proof of Election Fraud* Arapahoe County, CO**

**Transcription Excerpts**

Tue, Oct 15, 2024, 5:21PM • 35:14

You can watch the entire 1 hour 25 minute show [HERE](https://conservative-daily.com/cd-livestream/joe-oltmann-and-david-clements-nothing-to-see-here-uniparty-scrambles-to-cover-fraud-before-election-day-quest-ed-solomon-14-october-2024-4pm-et) (Ed Solomon interview starts at 00:28:14 mark):  
<https://conservative-daily.com/cd-livestream/joe-oltmann-and-david-clements-nothing-to-see-here-uniparty-scrambles-to-cover-fraud-before-election-day-quest-ed-solomon-14-october-2024-4pm-et> ]

**SUMMARY KEYWORDS**

Arapahoe County, election rigging, Proposition B, voter anomalies, border crossings, disinformation, risk limiting audit, **mathematical proof**, PID control, election integrity, public pressure, court challenges, voting data, **election certification**, conspiracy theories.

**SPEAKERS**

Joe Oltmann\_Conservative-Daily.com, David Clements\_Prof., Ed Solomon\_Mathematician, Mike Lindell\_FrankSpeech.com

It is clear they were resetting both the Democrat and Republican votes on Proposition B in Arapahoe to meet some shady statewide there is no significant difference between their changes over time (derivative of the curves), nor any constant partisan difference between how Republicans and Democrats voted.

El Paso, 2020: No Percentage on Prop B (Republican vs Democrat)

Arapahoe 2020: Percentage of No Voters, Republican vs Democrat

ED SOLOMON, MATHEMATICIAN

FRANKSPEECH ROKU Google TV firetv apple TV

CONSERVATIVE DAILY PODCAST

**Joe Oltmann\_Conservative-Daily.com** 00:28:14

All right, welcome back. So we're gonna, we're not gonna wait, make our guests wait any longer. He's wearing probably one of the most controversial hats in the history of the world.

**David Clements\_Prof.** 00:28:22

And welcome to the show special for a long

**Ed Solomon\_Mathematician** 00:28:34

Here's the beauty of it. What I'm about to show you is actually something I brought on your show about a year ago. Didn't realize how important it was, okay? And I was talking with my good friends, Captain Bradford and Roger Fuller, especially after the Tina Peters conviction, I said, How I really wish I had something that everybody could understand without me having to give them a math lecture before they understand what they're seeing.

**David Clements\_Prof.** 00:29:00

Okay?

**Ed Solomon\_Mathematician** 00:29:03

And they both said the same thing independently the same night. They said, Well, what about that Arapahoe County slide in Colorado, right where Tina Peters was convicted, everything is moving in perfect parallel. I went, Oh, see the problem I've been having many people have been having, who present data is that usually you have to give up an hour, two hour math lecture before people even understand what they're seeing, right? The beauty of what I'm about to show you in Arapahoe County, Colorado is that you don't need a math education to understand how bad it is, Joe

**Ed Solomon\_Mathematician** 00:31:55

now when chat GDP and Gemini come to a 110% agreement with me after I gave them the cast vote record of Arapahoe County, Colorado. So this is the beauty of it. And I know that was about migrants, and that's definitely what they're doing, by the way, they want to deflate the voter rolls wherever they can get as many battles as they can. Beautiful I'm about to show you is that absolutely none of this matters. Does it matter about chain of custody, how ballots are being folded or creased, the size of the paper they're on, doesn't matter you have a risk limiting audit or not, doesn't matter if illegal immigrants are voting or not. Doesn't matter if you have the dirty voter rolls. Doesn't matter what a judge says. A court says the law says none of it matters. I'm about to show you is absolute, 110% proof that our elections are being rigged, and there's nothing anybody can say otherwise. None of it matters with what I'm about to show you. It's why I call it the victory slide. Okay, to show you, this is a weapon against these people. It's a nuclear warhead.

**Ed Solomon\_Mathematician** 00:33:55

So what you're looking at here is how Democrats and Republicans voted on Proposition B in Colorado. So, the red line is what percentage of Republicans voted No on Proposition B over time, and the blue line, what percentage of Democrats voted No on Proposition B over time on El Paso, we actually see what we expect. About 60% of Republicans voted no all moments in time during the election, and the blue line is about 33% so about 33% of Democrats voted No at all times during the election. And if you go to any other county in Colorado except Arapahoe, we'll see that expected partisan split on Proposition B, because Republicans like to keep what they have, and Democrats like to take what you have. Okay? For proposition B is about raising property taxes. So is it like, no matter where you go, except Arapahoe, will be a 25 to 40% difference between how Democrats and Republicans voted on Proposition B throughout the entire election,

**Ed Solomon\_Mathematician** 00:35:29

In fact, the greatest difference I found was one quarter of 1% at around 55% of the ballots counted. It was which was about when the Election Day vote came in. So not only is there no general difference, notice they both ended exactly at 43.00% Did you see that Arapaho? They ended the exact same. Number, 43.00% but every peak in Valley moves in perfect parallel. And math, we call that the first derivative. The first derivative for the red and blue are identical. So every time the Democrats or the Republicans had a little switch or change in their mood at any time during the election, other party mirrored it perfectly at all moments in time. X axis is a percentage of all ballots counted in the order in which they were counted. Now Arapaho was a massive counting and it's right next to El Paso had 370,000

**Ed Solomon\_Mathematician** 00:36:28  
ballots counted, if you

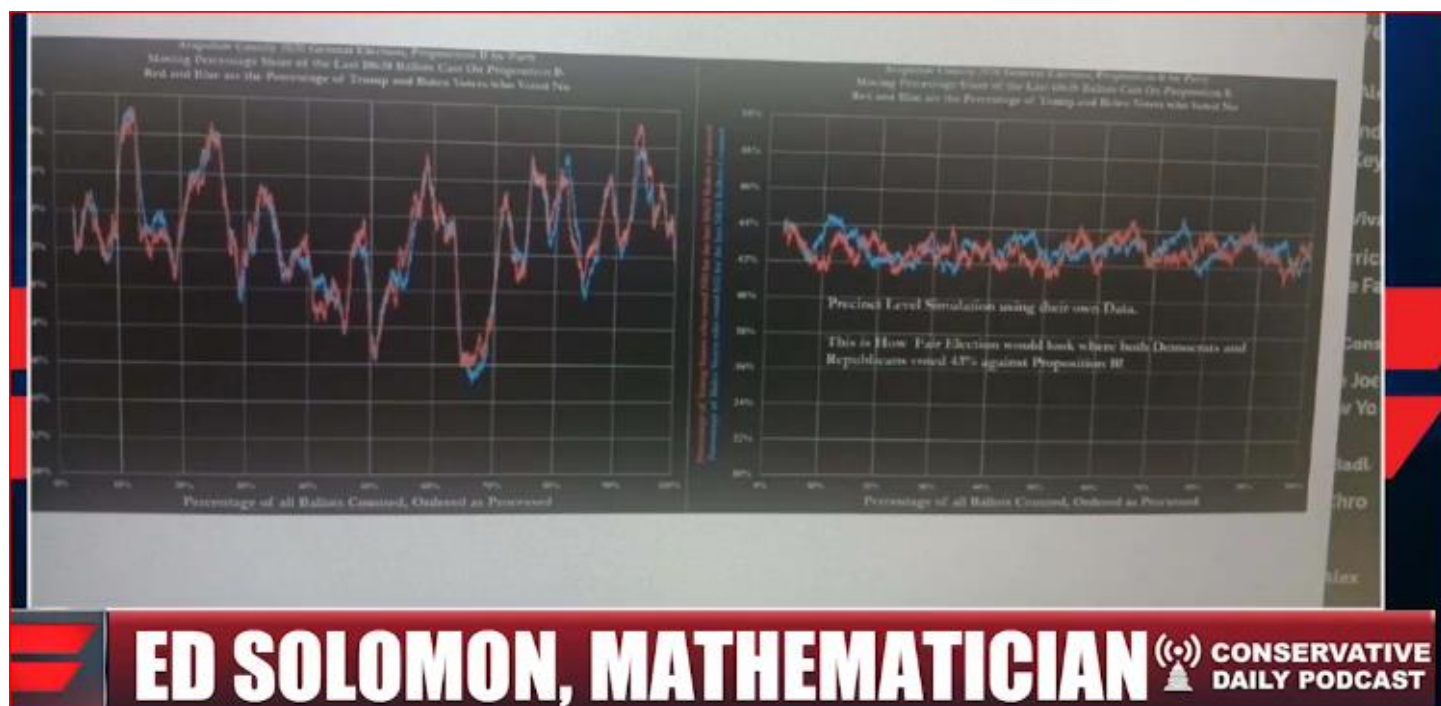
**Ed Solomon\_Mathematician** 00:36:33

just giving the enemy the benefit of the doubt, and let's just say there was this miraculous, bipartisan 43% consensus between how Democrats and Republicans felt on Proposition B, can show with 1111 sigma significance, that graph cannot happen. So that's the chance of finding one atom in 40 gallons of water. Okay, if you then take into account how all the other counties voted, which was about 25 to 40% different between Democrats and Republicans, you now get 116 sigma. That's a number that's so large that if I pull the entire observable universe with digits, it still wouldn't be a large enough to accommodate the number.

**David Clements\_Prof.** 00:37:20  
Okay,

**Ed Solomon\_Mathematician** 00:37:23

so you have something that's absolutely impossible, just as a general result, where there's no difference between Democrats and Republicans on Proposition B based on the data of the other counties, and the fact that it's about raising property taxes, and then you have intrinsically, internally, it's something that's impossible, because they're moving a perfect parallel at all moments in time you **go to the next slide. Now, what are you seeing in this picture?**



**Ed Solomon\_Mathematician** 00:37:49  
It's actually the same

**Ed Solomon\_Mathematician** 00:37:52

graph for Arapahoe County. You might say, well, it doesn't look the same. It looks a little different. Well, you're right. So the last graph you saw was the cumulative percentage over time. Thing is that the previous state of the election always affects the cumulative percentage going into the future. So what I said, was okay. Well, I want to see how Democrats and Republicans voted in the moment during the election, okay, but at every moment in time I look at the last 10,000 ballots cast, I said, How did Democrats and Republicans vote on Proposition B over time?



**Ed Solomon\_Mathematician 00:38:29**

You see any difference between them.

**Joe Oltmann\_Conservative-Daily.com 00:38:32**

It stays in the same band, 42 to 44%

**Ed Solomon\_Mathematician 00:38:36**

so, I mean, so you're looking at the graph on the right,

**Joe Oltmann\_Conservative-Daily.com 00:38:40**

on the left, yeah,

**Ed Solomon\_Mathematician 00:38:41**

there's no difference at all. Absolutely zero difference. There's,

**Joe Oltmann\_Conservative-Daily.com 00:38:45**

there's a difference. It's not, it's, it's, it's, it's almost mirrored. Yes,

**Ed Solomon\_Mathematician 00:38:50**

if I were to graph the first derivatives, the change in them over time against each other, you get a perfect 45 degree angle.

**Ed Solomon\_Mathematician 00:38:58**

It's a one to one function.

...

**Joe Oltmann\_Conservative-Daily.com 00:41:05**

what's what's even worse than this is a guy named Matt crane, was the county clerk and recorder in Arapahoe County up until 2018 so here, here it is, is the person that was responsible for setting up these systems, Dominion voting systems, was in office creating this environment. He said, Well, he caused himself to lose, I'm sure. And look where he is right now, literally is serving this massive evil cabal inside of our government in the in Colorado. Keep in mind he also his wife worked for dominion for 19 years. 18 years his wife worked for dominion, and they changed her last name, made sure that Matt Crane and hers name did not align as she talked about being a part of Dominion voting systems.

**Ed Solomon\_Mathematician 00:41:56**

I think it's important to point out there, this is the same state Tina Peters was convicted in. Have the same crazy anomalies over there, but it takes a bit more math education to explain the ones in Mesa, and this is the same election year, 2020, okay, and this graph that you're seeing with your own eyes that somehow made it past their risk limiting audit procedure, which they tout as the gold standard of election integrity, which is why they say that Tina Peters must be wrong in Mesa County as well. Okay, do you think there's a snowball's chance in hell? Joe, any rational human being would look at that graph, after you tell them what the blue and red lines are, and say, I think that could happen in a fair election.

...

**Ed Solomon\_Mathematician 00:45:52**

back to what you're saying. And this was, I was saying in Nevada, you cannot. The only peaceful solution left is not to certify these elections. And the only way that's going to happen is if everybody is putting intense public pressure on them at these meetings, not to certify have elections that cannot be observed, and people will go, oh, no, they can be look. The law says, and no, no, no human being can observe ones and zeros going

through circuit boards of central County, we have unobservable elections. Folks in almost every state, no human being is allowed to compare the paper ballot the vote tallies against what the machine reported. You have an unverifiable election, unverifiable, unobservable. So the guarantee clause says, the United States shall guarantee to every state in this union a republican form of government, free and fair elections are an immutable tenant that constitute a republican form a government. So if we can't verify or observe our elections, then we're not guaranteed free and fair elections, therefore we're not guaranteed a Republican form of government. So forget the math – on that premise alone, in my opinion, we cannot certify these elections.

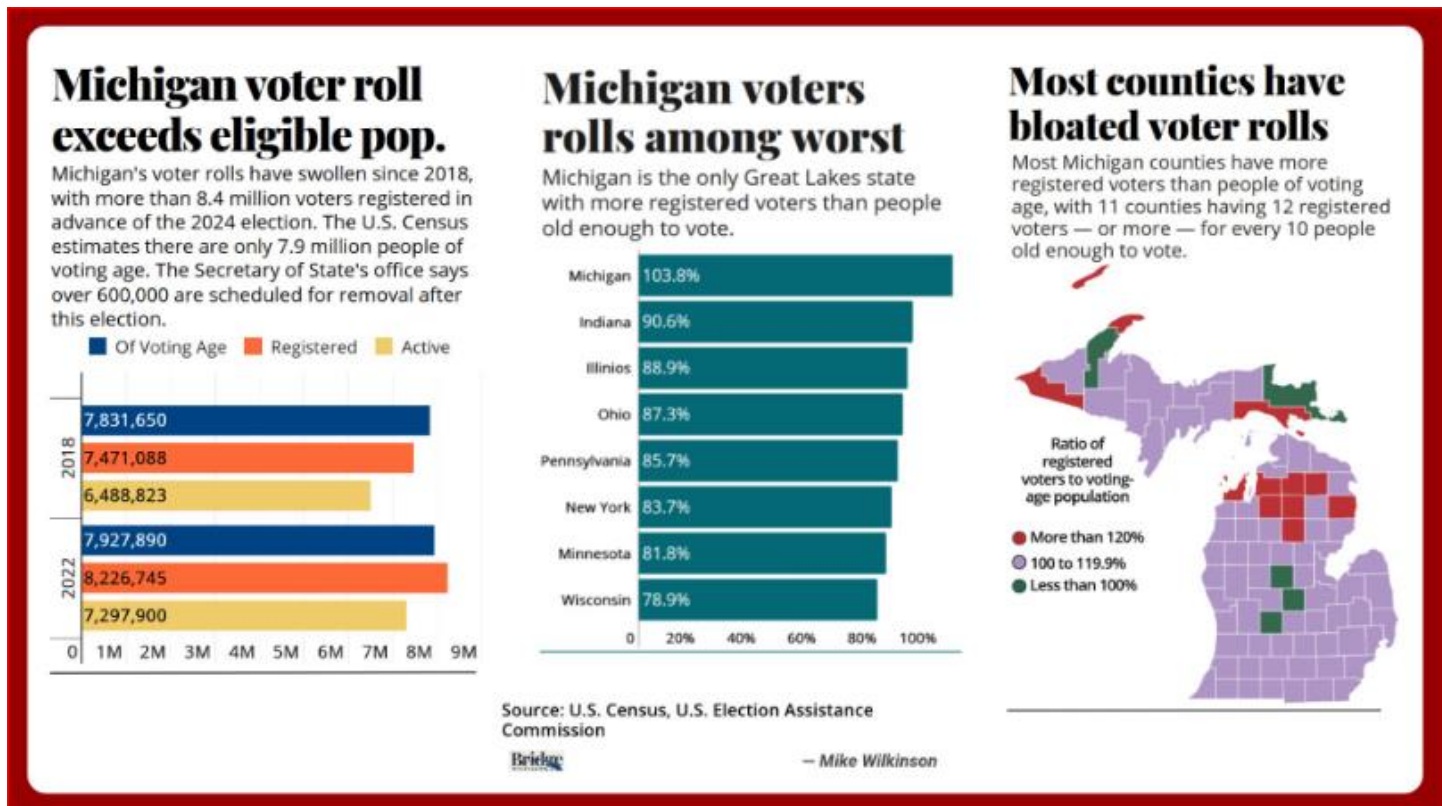
.....

[This podcast presentation goes on for 15 more minutes. **You can watch the entire 1 hour 25 minute show HERE:** <https://conservative-daily.com/cd-livestream/joe-oltmann-and-david-clements-nothing-to-see-here-uniparty-scrambles-to-cover-fraud-before-election-day-quest-ed-solomon-14-october-2024-4pm-et> ]

#####

### **Topic #3: Michigan voters rolls among worst; Leelanau County > 120% Registered Voters, making Leelanau County very susceptible to election fraud!**

Find this chart online HERE: <https://x.com/disclosetv/status/1847735307384606806>



#####