

**Aug 3, 2023**

**Loc:** Centerville Twp. Hall 5001 S. 5001 S. French Rd.

**Attn:** Jim Schwautes 231-920-5204-centervillesupervisor@gmail.com

**Re:** Install new lighting in upstairs Hall.

### Scope of Work

- Remove 1 four-foot fixture where new room will be built. Put cover on round box to cover wire connection.
- Remove 3 four-foot fixtures in Hall.
- Provide and install 5 new four-foot LED fixtures in the Hall area.
- Provide and install wire mold on the ceiling to extend round light fixture boxes.
- Fixtures will be hanging down with chain like the other chain present.
- Dispose of all old fixtures.
- Check to make sure everything is working properly.

**Total.....\$1,950.00**

#### Extra Information:

- Work will be completed to comply with County and NEC Electrical Codes.
- Proposals shall be valid for a period of (30) days.
- Half down is required to start any work on this proposal.

**X**

Accept Proposal please Sign and Date:

Should you require any additional information or further clarifications after reviewing the above scope of work, please do not hesitate to contact us at (231) 947-3600. We look forward to the possibility of working with your firm.

Sincerely,  
MARTELL ELECTRIC LLC  
Scott Grezner  
Service Dept. Manager

INNOVATIVE ELECTRICAL SOLUTIONS

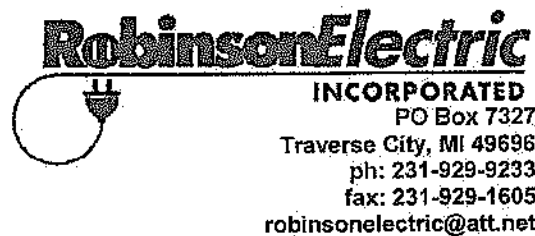
www.martellelectric.com

EQUAL OPPORTUNITY EMPLOYER



**8FT**  
**110W**

**110W 8FT LED Wraparound Ultra Slim Strip Lights, 12600 Lumens, 5000K, 8 Foot LED Garage Warehouse Light, No Glare, Flush Mount Office Ceiling Lighting Fixture.**



Date: August 4, 2023  
To: Jim Schwantes -- Centerville Township Supervisor  
Re: Centerville Township Light Fixture Replacements in Upper Hall  
Quote #: 3354

The following electrical services are included in the quoted pricing below:

- Relamp 4 fixtures with ballast-free 17watt LED T-8 2200 lumen, 4100 kelvins and 50,000-hour life. The plan is to keep all existing materials the same. We will have materials necessary to make repairs if needed.
- Relocate 2 existing fixtures
- Install new fixture where we are relocating one of the existing fixtures (Craftmade Timarron 35993-ABZ with a Satco 20watt LED high-lumen output -- 4000 kelvins -- medium base)


Total Labor and Material: \$2565.00\*

\*Pricing is based on current material costs and is subject to change if supplier costs increase. Draws may be made throughout the project, and could include material and/or labor prior to installation. Any additional electrical services not included in quoted price will be billed on a Time & Material basis.

Please review the information and let me know of any questions and/or changes.



# CRAFTMADE™



## Timarron - 35993-ABZ

Timarron 1 Light Large Pendant in Aged Bronze Brushed

Color Aged Bronze Brushed



Featuring hammered metal shades and an industrial chic style, the Timarron collection by Craftmade offers chandeliers, pendants, islands, and a sconce ideal for any room in your home.

- 6FT Chain
- Indoor Rated
- Requires 1 Medium Base 100 Watt Bulbs (Not Included)


### Specs

Bulb Wattage	100
Mounting Location	Indoor
Warranty	1 Year Limited Warranty
Shipping Weight (lbs.)	9.24
Bulb Base	E26
Bulbs	1
Bulb Size	A19
Bulb Wattage	100
Carton Size (CU FT)	2.53
Shape	Bell
UPS Oversized	No
Finish	Aged Bronze Brushed
Glass or Shade Color	Aged Bronze Brushed

### Dimensions

Depth (in.)	20
Width (in.)	20
Height (in.)	17.63
Max Hanging Length (in.)	89.63
Leadwire Length (in.)	120
Canopy Width (in.)	5.71
Canopy Height (in.)	0.98
Canopy Length (in.)	5.71

**SATCO NUVO**



**SATCO S8779**

20WA21/LED/4K/120-277V/E26

Notes

**General**

Status	Active
Watts	20W
Incandescent Equivalent	150W
Volts	120V-277V
Shape	A21
Base	Medium
ANSI Base	E26
Finish	Frost
CCT (Kelvin)	4000K
Temperature	Cool White
CRI	80+
Lumens	2628L
Beam Spread	280
Dimmable	Non-Dimmable
Hours Rated	25000
Lamp Type	Type A
Technology	LED
Min Compartment Size	Length: 8.50 in. Width: 6 in. Depth: 6 in.

**Electrical**

Operating Frequency	50/60Hz
Candlepower	259
Power Factor	>0.9
Operating Position	Universal
Operating Temperature	-25C (-13F) to +45C (+113F)

**Physical**

MOL	5
MOD	2.63
Lens Finish	Frost
Weight (lb.)	0.34

**Additional Information**

Rated For Enclosed Fixture	Yes
Warranty	5 Year Limited - Hi-Pro

**Compliance**

Safety Listing	cULus - Listed
Location Rating	Damp
Energy Star	Yes
ES Unique ID	ESID-2390498
CA T20 / T24 Rationale	Exempt - >2600 Lumens
California Status	Lawful for sale in California
Title 20 / 24 Status	Lawful for sale
Colorado Status	Lawful for sale
Hawaii Status	Lawful for sale
Nevada Status	Lawful for sale
Washington Status	Lawful for sale
Vermont Status	Lawful for sale
RoHS Compliant	Yes
FCC Compliant	Yes
SDS Sheet	LED_Lamp

The Window Source of Western MI  
 1048 S. Garfield Ave.  
 Traverse City, MI 49686  
 Phone: 231-WINDOWS  
 231-946-3697



MI Contractor License  
 # 2102214964



www.231windows.com

231-920-5204

Customer Name: Jim Schwantes (Cedar Township Hall) Home Phone: \_\_\_\_\_ Work: \_\_\_\_\_ Cell: \_\_\_\_\_  
 Install Address: 5001 S. French Rd Cedar, MI 49621 City: \_\_\_\_\_ State: \_\_\_\_\_ Zip: \_\_\_\_\_ email: \_\_\_\_\_  
 Billing Address if different: \_\_\_\_\_

Windows 9000 Series:			
<u>9</u>	Double Hung All-Welded	\$825	<u>7425</u>
	Oriel Window 40/60 or 60/40 add	\$266	
<u>I</u>	Picture Window	\$1236	<u>1236</u>
	2-Lite Slider	\$937	
	3-Lite Slider (1/4 - 1/4 - 1/4)(1/4 - 1/4 - 1/4)	\$1570	
	Casement/Awning	\$1246	
	Twin Casement	\$1658	
	Triple Casement (1/4 - 1/4 - 1/4)(1/4 - 1/4 - 1/4)	\$2369	
	Basement Hopper	\$911	
	Shaped Window		
	101-120 U.I large-window add	\$285	
	Over 120 U.I large window add	\$455	
<u>10</u>	6000 Series Exclude D.H.	-\$150 \$100	<u>-1500</u>

Bow, Bay & Garden Windows plus Window Cost			
	Bay or Bow Window (3 section)	\$5410	
	Bow Window (4 or 5 section)	\$6303	
	Garden Window	\$5093	
	Optional Insulated Seat Board	\$669	
	Optional Shingled Roof Assembly	\$1133	
	Second Story	\$1546	

Energy Saving Requirements (Based on <101 U.I Double Hung)			
<u>19</u>	LowE/Argon .26 U Factor/ per Sash	\$400	<u>7600</u>
	Triple Glass Krypton .19 U Factor/ per Sash	\$600	
	FL DP-50 Fiberglass Sash Reinforcement	\$75	

Colors			
	Beige Vinyl	\$155	
<u>10</u>	Color ext <u>white</u> <u>white interior</u>	\$325	<u>0</u>
	Woodgrain int	\$325	

circle one - Golden Light Oak / Cherry/Natural Dark Oak / Rosewood

EPA Lead-Safe Package			
Required on homes built pre-1978 that test positive for lead			
	with custom exterior capping	\$58	
	without custom exterior capping	\$95	

Accessories			
	Full Screens	\$75	
	5/8" Classic flat Grids / per Sash	\$57	
	Flex Screen	\$125	
	1 1/16" Colonial or 1" Georgian coloured grids	\$95	
	Brass Pencil Grids (colonial only)	\$99	
	Obscure Sash Glass / per Sash	\$66	
	Tempered Sash (add \$50 for triple)	\$250	
	Double Strength Glass	\$60	
	Glass Breakage Protection	\$50	

Installation Requirements			
<u>10</u>	Custom Exterior Capping (white, beige or bronze)	\$165	<u>1650</u>
	Aluminum/Vinyl Flanged Window Removal	\$66	
	Mull two units together	\$37	
<u>10</u>	Install new interior trim stops	\$43	<u>430</u>
	Install new interior casings	\$90	
	Repair rotted sill or jamb + materials	\$159	
	Remove air conditioner	\$58	
	Remove storm windows	\$16	
	Remove & reinstall shutters (per pair)	\$58	
	Remove & reinstall awning	\$58	
	Full frame removal + Materials	*\$239	

Patio Doors			
	5' Sliding Patio Door	\$3221	
	6' Sliding Patio Door	\$3553	
	8' Sliding Patio Door	\$4274	
	9' Sliding Patio Door	\$5922	
	12' Sliding Patio Door	\$8471	
	Exterior Capping (white, beige or bronze)	\$250	
	Beige Vinyl	\$375	
	Color ext. _____ / White	\$688	
	Color ext. _____ / Woodgrain	\$1063	

	Non Standard (plus size up)	\$750	
	Classic Colonial Grids	\$236	
	LowE/Argon Gas - Patio Door	\$313	
	Triple Glass / per Sash	\$750	
	Premium Handle	\$438	
	Color		
	Repair Rotted Opening	*\$313	

All units purchased with LowE/Argon glass are to be Energy Star certified for your Climate Zone

**Section B - Additional Work**  
 No additional work will be performed unless specified here.

Retain \$16,841.00

Summer Savings Sale \$13,473.00

Owner Discount \$10,975.00

Customer Agrees to the terms of payment as follows:

Total List Price (all Above)	\$ 10,975.00
*all discounts received	
Additional Work (section B)	\$ 0
Environmental Disposal Fee	\$ 180.00
Total Amount	\$ 10,975.00
Custom Order Deposit 50%	\$ 5,487.50
Balance to be paid to installer on Completion	\$ 5,487.50

Any balance over 10 days will be subject to a finance charge of 1 - 1 1/2% per month, which is an annual percentage rate of 18%.

Owner is responsible for painting or staining to complete the above work for the amount shown, AND

Additional Terms: The Company plans to provide labor and materials to complete the above work for the amount shown, AND IN ACCORDANCE WITH AND SUBJECT TO THE ADDITIONAL TERMS, CONDITIONS AND EXCLUSIONS ON THE OTHER SIDE OF THIS CONTRACT, which are incorporated in full herein.

You, the buyer, may cancel this transaction at any time prior to midnight of the third business day after the date of this transaction. Notice of cancellation must be in writing and postmarked no later than the midnight of the following third business day. If you cancel this contract within the three-day period, you are entitled to a full refund of your money. Refunds must be made within 30 days of the contractor's receipt of the cancellation notice.

NOTICE TO OWNER: Do not sign this contract if blank. You are entitled to a copy of the contract at the time you sign.

Sales Representative: Adam W. Jewins Date: 7/19/23 Owner: \_\_\_\_\_ Date: \_\_\_\_\_  
 White Copy - Original Yellow Copy - Office Pink Copy - Customer



PRO SERIES

REPLACEMENT WINDOWS

Product Type / Popular Glazing Options	U-Factor (Center of Glass)	R-value (Center of Glass)	Total U-Factor	NFRC CPD Number	Total U-Factor	SHGC	VT	CR	Energy Star Qualified		
									Northern	North-Central	Southern
<b>NFRC Certified Values</b>											
<b>Double Hung</b>											
<b>Warm Edge Spacer</b>											
Clear IGU	0.49	2.0	2.1		0.47	0.60	0.63	49			
Grilles (Width<1")	0.40	2.0	2.1		0.47	0.53	0.50	43			
Sculptured Grilles (Width>1")	0.49	2.0	2.1		0.47	0.48	0.49	43			
HP (Low E Argon IGU)	0.20	3.9	3.2		0.31	0.28	0.53	53	*	*	*
Grilles (Width<1")	0.26	3.8	3.2		0.31	0.25	0.47	53	*	*	*
Sculptured Grilles (Width>1")	0.26	3.8	3.2		0.31	0.22	0.41	53	*	*	*
HP <sup>SC</sup> (Solar Cooling Low E Argon IGU)	0.26	4.0	3.2		0.31	0.21	0.41	53	*	*	*
Grilles (Width<1")	0.25	4.0	3.2		0.31	0.19	0.37	53	*	*	*
Sculptured Grilles (Width>1")	0.25	4.0	3.2		0.31	0.17	0.33	58	*	*	*
HP2 (Double Low E Argon IGU)	0.25	4.0	3.2		0.31	0.25	0.45	54	*	*	*
Grilles (Width<1")	0.25	4.0	3.2		0.31	0.23	0.40	54	*	*	*
Sculptured Grilles (Width>1")	0.25	4.0	3.2		0.31	0.21	0.35	54	*	*	*
HP2+ (Double Low E Argon IGU)	0.21	4.0	3.7		0.27	0.27	0.51	44	*	*	*
Grilles (Width<1")	0.21	4.0	3.7		0.27	0.24	0.45	44	*	*	*
Sculptured Grilles (Width>1")	0.21	4.8	3.7		0.27	0.22	0.40	44	*	*	*
HP2Max (Triple Pane Double Low E Argon IGU)	0.18	5.6	3.8		0.20	0.23	0.39	62	*	*	*
Grilles (Width<1")	0.18	5.6	3.7		0.27	0.21	0.35	62	*	*	*
Sculptured Grilles (Width>1")	N/A	N/A	N/A		N/A	N/A	N/A	N/A	-	-	-
HP3Max (Triple Pane Triple Low E Argon IGU)	0.16	6.3	4.3		0.20	0.21	0.40	53	*	*	*
Grilles (Width<1")	0.16	6.3	4.3		0.23	0.19	0.35	53	*	*	*
Sculptured Grilles (Width>1")	N/A	N/A	N/A		N/A	N/A	N/A	N/A	-	-	-
<b>Warm Edge Plus+ Spacer</b>											
Clear IGU	N/A	N/A	N/A		N/A	N/A	N/A	N/A	-	-	-
Grilles (Width<1")	N/A	N/A	N/A		N/A	N/A	N/A	N/A	-	-	-
Sculptured Grilles (Width>1")	N/A	N/A	N/A		N/A	N/A	N/A	N/A	-	-	-
HP (Low E Argon IGU)	0.26	3.8	3.3		0.30	0.28	0.53	56	*	*	*
Grilles (Width<1")	0.26	3.8	3.3		0.30	0.25	0.47	56	*	*	*
Sculptured Grilles (Width>1")	0.26	3.8	3.3		0.30	0.22	0.41	66	*	*	*
HP <sup>SC</sup> (Solar Cooling Low E Argon IGU)	0.25	4.0	3.3		0.30	0.21	0.41	66	*	*	*
Grilles (Width<1")	0.25	4.0	3.3		0.30	0.19	0.37	66	*	*	*
Sculptured Grilles (Width>1")	0.25	4.0	3.3		0.30	0.17	0.33	66	*	*	*
HP2 (Double Low E Argon IGU)	0.25	4.0	3.3		0.30	0.28	0.45	57	*	*	*
Grilles (Width<1")	0.25	4.0	3.3		0.30	0.23	0.40	57	*	*	*
Sculptured Grilles (Width>1")	0.25	4.0	3.3		0.30	0.21	0.35	57	*	*	*
HP2+ (Double Low E Argon IGU)	0.21	4.8	3.8		0.28	0.27	0.51	48	*	*	*
Grilles (Width<1")	0.21	4.8	3.8		0.28	0.24	0.45	48	*	*	*
Sculptured Grilles (Width>1")	0.21	4.8	3.8		0.28	0.22	0.40	48	*	*	*
<b>Frame R-Core Up-Grade</b>											
<b>Warm Edge Spacer</b>											
Clear IGU	0.40	2.0	2.2		0.48	0.58	0.61	43			
Grilles (Width<1")	0.40	2.0	2.2		0.48	0.52	0.51	43			
Sculptured Grilles (Width>1")	0.49	2.0	2.2		0.48	0.46	0.48	43			
HP (Low E Argon IGU)	0.28	3.8	3.2		0.31	0.27	0.51	52	*	*	*
Grilles (Width<1")	0.28	3.8	3.2		0.31	0.24	0.45	52	*	*	*
Sculptured Grilles (Width>1")	0.28	3.8	3.2		0.31	0.22	0.40	52	*	*	*
HP <sup>SC</sup> (Solar Cooling Low E Argon IGU)	0.25	4.0	3.2		0.31	0.20	0.40	52	*	*	*
Grilles (Width<1")	0.25	4.0	3.2		0.31	0.18	0.38	52	*	*	*
Sculptured Grilles (Width>1")	0.25	4.0	3.2		0.31	0.16	0.31	52	*	*	*
HP2 (Double Low E Argon IGU)	0.25	4.0	3.3		0.30	0.25	0.43	52	*	*	*
Grilles (Width<1")	0.25	4.0	3.3		0.30	0.22	0.39	62	*	*	*
Sculptured Grilles (Width>1")	0.25	4.0	3.3		0.30	0.20	0.34	62	*	*	*
HP2+ (Double Low E Argon IGU)	0.21	4.8	3.7		0.27	0.28	0.60	44	*	*	*
Grilles (Width<1")	0.21	4.8	3.7		0.27	0.24	0.44	44	*	*	*
Sculptured Grilles (Width>1")	0.21	4.8	3.7		0.27	0.21	0.39	44	*	*	*
HP2Max (Triple Pane Double Low E Argon IGU)	0.18	5.6	4.0		0.25	0.23	0.40	64	*	*	*
Grilles (Width<1")	0.18	5.6	4.0		0.25	0.21	0.35	64	*	*	*
Sculptured Grilles (Width>1")	N/A	N/A	N/A		N/A	N/A	N/A	N/A	-	-	-
HP3Max (Triple Pane Triple Low E Argon IGU)	0.16	6.3	4.5		0.22	0.21	0.38	53	*	*	*
Grilles (Width<1")	0.16	6.3	4.3		0.23	0.19	0.34	53	*	*	*
Sculptured Grilles (Width>1")	N/A	N/A	N/A		N/A	N/A	N/A	N/A	-	-	-
<b>Warm Edge Plus+ Spacer</b>											
Clear IGU	0.40	2.0	2.2		0.46	0.58	0.61	44			
Grilles (Width<1")	0.40	2.0	2.2		0.45	0.52	0.54	44			
Sculptured Grilles (Width>1")	0.49	2.0	2.2		0.45	0.46	0.49	44			
HP (Low E Argon IGU)	0.26	3.8	3.3		0.30	0.27	0.51	58	*	*	*
Grilles (Width<1")	0.26	3.8	3.3		0.30	0.24	0.45	58	*	*	*
Sculptured Grilles (Width>1")	0.26	3.8	3.3		0.30	0.22	0.40	58	*	*	*
HP <sup>SC</sup> (Solar Cooling Low E Argon IGU)	0.25	4.0	3.4		0.29	0.20	0.40	57	*	*	*
Grilles (Width<1")	0.25	4.0	3.4		0.29	0.18	0.38	57	*	*	*
Sculptured Grilles (Width>1")	0.25	4.0	3.4		0.29	0.16	0.31	57	*	*	*
HP2 (Double Low E Argon IGU)	0.25	4.0	3.4		0.29	0.26	0.43	57	*	*	*
Grilles (Width<1")	0.25	4.0	3.4		0.29	0.22	0.38	57	*	*	*
Sculptured Grilles (Width>1")	0.25	4.0	3.4		0.29	0.20	0.31	57	*	*	*
HP2+ (Double Low E Argon IGU)	0.21	4.8	3.8		0.26	0.28	0.60	44	*	*	*
Grilles (Width<1")	0.21	4.8	3.8		0.26	0.24	0.44	44	*	*	*
Sculptured Grilles (Width>1")	0.21	4.8	3.8		0.26	0.21	0.39	44	*	*	*
<b>Warm Edge Plus+ Spacer</b>											
Clear IGU	0.16	6.3	4.6		0.22	0.21	0.38	53	*	*	*
Grilles (Width<1")	0.16	6.3	4.6		0.22	0.19	0.34	53	*	*	*
Sculptured Grilles (Width>1")	N/A	N/A	N/A		N/A	N/A	N/A	N/A	-	-	-

PWG-M-28

PWG-M-29

PWG-M-32



Window World of NW Michigan  
 10021 E. Cherry Bend Rd. • Traversa City, MI 49684  
 Phone: (231) 947-9488 • Fax: (231) 947-4884  
 www.WindowsTC.com

Customer: Centerville Township Hall  
 Install Address: 5001 S. French Rd. Cedar, MI 49621  
 Bill Address: \_\_\_\_\_

<b>WINDOW WORLD</b> <u>9</u> 4000 Series DH All-Weld <u>4919</u> 6000 Series DH All-Weld _____ 2 Lite Slider _____ 3 Lite Slider (12, 12, 12) (14, 12, 14) _____ <u>1</u> Picture / Fixed Lite <u>372</u> Awning _____ Casement _____ Twin Casement _____ 3 Lite Casement (12, 12, 12) (14, 12, 14) _____ Basement Hopper _____ Bay Window _____ Garden Window _____ Specialty Window _____ Beige _____ Shutters/Pair _____ Wood Grain Interior _____ Colored Exterior (includes Full Screen) _____ Window Color <u>White</u> <u>White</u> <u>inside</u> <u>outside</u>		<b>GLASS OPTIONS</b> <u>10</u> SolarZone Plus                   U-Factor .27 \$105 <u>1050</u> Triple Glazed TG2*            U-Factor .24 \$189 _____ Triple Glazed TK2*            U-Factor .19 \$199 _____ (*Series 6000 Only)	
<b>DOORS</b> Vinyl Rolling Patio Door 5ft. or 6ft. _____ Vinyl Rolling Patio Door 8ft. _____ French Rail Sliding Patio Door 5ft. or 6ft. _____ Decorative Handle Finish _____ SolarZone ThermD U-Factor .27 _____ Grids Patio Door _____ Woodgrain Interiors _____ Exterior Colors _____ Color Matching Grids _____ Entry Doors _____ \$ _____ Storm Doors _____ \$ _____ Door Color _____ / _____ <u>inside</u> <u>outside</u>		<b>WINDOW OPTIONS</b> 1/2 Screens <u>INCLUDED</u> Foam Insulation on Jamb and Head <u>INCLUDED</u> Double Strength Glass <u>INCLUDED</u> Remove Storm Window <u>INCLUDED</u> Full Screen \$35 _____ Colonial Grids (Contoured/Flat) \$55 _____ Prairie Grids \$59 _____ Top Colonial Grids (Contoured/Flat) \$35 _____ Super Spacer-Foam \$48 _____ Tempered DH Sash (BSO) (TSO) \$59 _____ Obscure Glass (BSO) (TSO) \$40 _____ Cottage Style (40/60 or 60/40) \$39 _____ Color Matching Grids \$15 _____	
		<b>PRE 1978 BUILT HOMES (Federal Lead Containment Law)</b> Lead Safe Containment Fee \$45 _____	
		<b>MISCELLANEOUS</b> <u>10</u> Aluminum Exterior Trim/Wrap <u>1440</u> Facing Color <u>White</u> Aluminum Exterior Trim/ Cut Siding Install Wood Backer _____ Facing Color _____ Full Frame Window Removal _____ Metal Window Removal _____ Mull to Form Multi Unit _____ <u>10</u> Install Interior / Exterior Stops <u>740</u> Install Interior Casing _____ Custom Extension Jamb _____ Cut Siding / Install New J Channel _____ Remove and Re-Install Shutters _____ Remove and Re-Install Trim _____ Mullion Removal _____	
		<b>ROUND-UP FOR WINDOW WORLD CARES</b> St. Jude Children's Research Hospital \$ _____	
Customer agrees to the terms of payment as follows: Extra Labor \$ _____ Site Set-Up, Delivery & Disposal Fee \$ <u>215</u> Total Amount \$ <u>8736</u> Custom Order Deposit 50% \$ <u>4368</u> Ck# Balance Paid to Installer upon Completion \$ <u>4368</u> Amount Financed \$ _____			
Owner is responsible for any painting or staining You the buyer may cancel this transaction at any time prior to midnight of the third business day after the date of this transaction. Notice of cancellation must be in writing postmarked no later than midnight of the following third business day. <b>THIS IS A CUSTOM ORDER NOT FOR RESALE!</b>			
<u>Jon Moquin</u> 8/1/23 Home Improvement Consultant Date		Owner Date	

This Window World® Franchise is independently owned and operated by Moquin Construction Company d/b/a Window World of Northwest Michigan under license from Window World, Inc.



### Best-in-Class Features:

- 1. Welded, heavy-duty vinyl construction provides superior strength and durability while multiple hollow chambers in the mainframe create sealed air spaces for an effective insulating barrier.
- 2. High-density foam is available throughout the mainframe of the double-hung to enhance structural and thermal performance.
- 3. The beveled exterior edge adds style and curb appeal to an already sleek design.
- 4. Dual- and triple-pane insulating glass creates a sealed air space between the panes that is enhanced by our Duralite® warm-edge spacer system.
- 5. Metal reinforcements at the meeting rail add further stability.
- 6. Recessed, opposing cam locks secure your window without interrupting sight lines.
- 7. Heavy-duty weatherstripping and interlocking sashes help to keep weather and wind outside.
- 8. Recessed tilt latches can be released to tilt both top and bottom sashes into the home for easy cleaning.
- 9. Balance channel covers help achieve a finished look.
- 10. Push-button vent latches allow for optimal ventilation while giving you added peace of mind.
- 11. Welded combination sill featuring a deflection leg enhances rigidity and a five-degree slope directs water away from the home and eliminates unsightly weep holes.
- 12. Full-length, integrated ergonomic lift rails provide convenient, easy operation. Bevel on bottom rail makes gripping easy.
- 13. Detent clip keeps the top sash from drifting while an inverted-coil balance system ensures both sashes will stay where you put them, no matter the position.
- 14. An easily removable latching half screen gives you the freedom to let air in while keeping pests out. Featuring BetterVue® mesh, the screen allows you to focus on what's important: the view.
- 15. Series consists of double-hung, double sliding, casement, awning, basement, bay and bow, picture, and architectural shape windows.

### Double Sliding Window Features:

- Heavy-duty tandem rollers ensure easy, consistent operation.
- Two- or three-panel configurations are available.



### Energy-Saving Glass Packages:

Our SolarZone® insulated glass packages help you save on heating and cooling costs while also keeping your home more comfortable. In warm weather, SolarZone reduces solar heat gain, minimizes interior glare, and lowers inside glass temperature to save energy and keep you cool. In cold weather, SolarZone helps to control the heat inside your home by providing thermal protection that keeps the inside glass panel warmer.

	DOUBLE-HUNG		SLIDING	
	U-FACTOR	SHGC	U-FACTOR	SHGC
Clear Glass	0.44	0.57	0.44	0.57
SolarZone	0.27	0.28	0.27	0.27
SolarZone w/ Foam	0.27	0.28	N/A	N/A
SolarZone Elite	0.27	0.21	0.27	0.20
SolarZone Elite w/ Foam	0.26	0.21	N/A	N/A
SolarZone TC	0.22	0.25	0.21	0.23
SolarZone Sunshield	0.28	0.13	0.26	0.13
SolarZone w/ Blinds	0.26	0.23	N/A	N/A
SolarZone w/ Foam & Blinds	0.25	0.23	N/A	N/A

Clear Glass: Dual-pane, double-strength glass with warm-edge spacer system  
 SolarZone: Dual-pane, double-strength glass with Low-E coating, argon enhancement, and Duralite® warm-edge spacer system  
 SolarZone Elite: Dual-pane, double-strength glass with HP Low-E coating, argon enhancement, and Duralite® warm-edge spacer system  
 SolarZone TG: Triple-pane, single-strength glass with warm-edge spacer system, two coatings of Low-E, and argon enhancement  
 SolarZone Sunshield: Dual-pane, double-strength glass with LoE3-S40 coating, argon enhancement, and warm-edge spacer system  
 SolarZone w/ Blinds: Dual-pane, double-strength glass with Low-E coating, warm-edge spacer system, and blinds-between-the-glass  
 Foam Enhancement: Foam enhancement is injected into the mainframe of the window, providing increased thermal performance

1: Window values are based on standard 4000 Series offering. Values vary depending on grids and optional glass thicknesses upgrades (1/4" laminated, 1/8" tempered, 3/16" decorative glass etc) STC and HP performance values are also available. SolarZone for products with blinds-between-the-glass does not contain argon gas



\*Foam-enhanced mainframe and triple-pane glass are optional upgrades on the 4000 Series double-hung and picture window. If foam and triple-pane are both desired, you will receive the 6000 Series.